

Track adapter with built-in LED driver
Adattatore da binario con LED driver incorporato

Made in Italy

constant
CURRENT

RIPPLE FREE

Pst LM ≤ 1
SVM $\leq 0,4$

IS 15885 (Part 2 / Sec 13)
EAC



2kV DIFF. 4kV COMM. **ACTIVE PFC** **DIP-SWITCH** **SEC. SWITCH** **SAFETY PROTECTIONS**

Rated Voltage
Tensione Nominale
220 ÷ 240 V

Frequency
Frequenza
50-60 Hz

Rated Current
Corrente Nominale
0,11 A

Inrush Current
Corrente di Spunto
5 A - 100 μ S

Max. pcs for MCB B16A
50

Output Power
Potenza Uscita
10,5 ÷ 21 W

Output current ripple
 $\leq 3\%$ ⁽¹⁾

Article Articolo	P out W	V out DC	I out DC	V out max.	ta °C	tc °C	λ max. Power Factor	η max. Efficiency ⁽¹⁾
MILANOinTRACK 21/350-500	14,7	30...42	350 mA	59	-20...+35	60	0,95 ⁽²⁾	> 86 %
	16,8	30...42	400 mA					
	18,9	30...42	450 mA					
	21	30...42	500 mA					


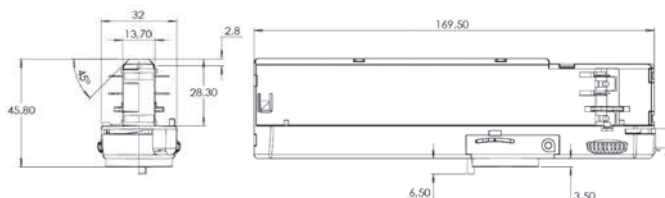
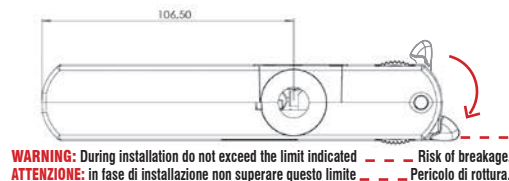
⁽¹⁾ Referred to $V_m = 230$ V, 100% load - Riferito a $V_m = 230$ V, carico 100%

⁽²⁾ Pout > 18 W

⁽³⁾ 127878WBIS - 127878GBIS - 127878BBIS:
order code for BIS marked product
codice di ordine per il prodotto marchiato BIS

Article Articolo	Code Codice	Color Colore
21/350-500	127878W	White - Bianco RAL 9016
21/350-500	127878G	Grey - Grigio RAL 7040
21/350-500	127878B	Black - Nero RAL 9005

Pcs per box - pezzi per scatola: 25



Features

- **Not dimmable driver.**
- A new breakthrough in luminaire design.
- Puts the luminaire design first.
- High power available in a very reduced space.
- Easy to mount through inventive nipple design.
- Multipower device supplied with dip-switch for the selection of the output current.
- Active Power Factor Corrector.
- Class II protection against electric shock for direct or indirect contact.
- Current regulation $\pm 5\%$ including temperature variations.
- Output push-in terminal blocks: 0,2...0,75 mm².
- Protections:
 - against overheating and short circuits;
 - against mains voltage spikes;
 - against overloads.
- Thermal protection = C.5.a.

Caratteristiche

- **Alimentatore non regolabile.**
- Design all'avanguardia.
- Il design della lampada prima di tutto.
- Elevata potenza disponibile in uno spazio molto ridotto.
- Facile da montare con innovativi attacchi.
- Dispositivo multipotenza fornito di dip-switch per la selezione della corrente in uscita.
- PFC attivo.
- Protetto in classe II contro le scosse elettriche per contatti diretti e indiretti.
- Corrente regolata $\pm 5\%$ incluse variazioni di temperatura.
- Morsetti di uscita ad innesto rapido: 0,2...0,75 mm².
- Protezioni:
 - termica e cortocircuito;
 - contro le extra-tensioni di rete;
 - contro i sovraccarichi.
- Protezione termica = C.5.a.

7 YEARS WARRANTY
3% FAILURE RATE

10 YEARS WARRANTY
5% FAILURE RATE

PRODUCER'S LIABILITY
TCI

WARRANTY 10 YEARS
ACCORDING TO THE EUROPEAN CONDITIONS