


Direct current electronic drivers
Alimentatori elettronici in corrente continua

Made in Italy

constant **CURRENT** constant **VOLTAGE**

RIPPLE FREE Pst LM ≤ 1 SVM ≤ 0,4

UL-CLASS2 **EAC** **us** **EN 05** **EL** **SELV 60V**
 CSA-LVLE PENDING



1-2kV DIFF. 2kV COMM. **SEC. SWITCH** **SAFETY PROTECTIONS**

Rated Voltage
Tensione Nominale
 100 ÷ 127 V ⁽²⁾
 100 ÷ 240 V

Frequency
Frequenza
 50-60 Hz

AC Operation range
Tensione di utilizzo AC
 90 ÷ 264 V

DC Operation range
Tensione di utilizzo DC
 (see page info15)
 176 ÷ 275 V

Power - Potenza
 1 ÷ 10 W

iTHD
 ≥ 40% ⁽¹⁾

Output current ripple
 ≤ 3% ⁽¹⁾

Standards compliance
 CSA-C22.2 n° 250.13
 EN 55015
 EN 61000-3-2
 EN 61000-3-3
 EN 61347-1
 EN 61347-2-13
 EN 61547
 UL 8750

Max. pcs for CB B16A
 (see page info17)
 50 pcs

In rush current
 20A 170μsec

Article Articolo	Code Codice	P out W	V out DC ⁽¹⁾	I out DC	U out V	ta °C	tc °C	λ max. Power Factor	η max. Efficiency ⁽¹⁾
IPR4 9W 250mA HPFU	141230	6 ⁽²⁾ /9	2...36	250 mA cost.	39	-20...+55	80	0,88 C	> 79 %
IPR4 8W 350mA HPFU	141233	6 ⁽²⁾ /8	2...23	350 mA cost.	24	-20...+55 ⁽²⁾ /60	80	0,87 C	> 78 %
IPR4 10W 350mA HPFU	141234	6 ⁽²⁾ /10	2...30	350 mA cost.	32	-20...+55	80	0,88 C	> 79 %
IPR4 6W 500mA HPFU	141231	6	2...12,6	500 mA cost.	13	-25...+50 ⁽²⁾ /55	75	0,8 (0,9 ⁽²⁾) C	> 72 %
IPR4 8W 700mA HPFU	141232	6 ⁽²⁾ /8	2...12	700 mA cost.	13	-20...+45	80	0,87 C	> 77 %

⁽¹⁾ Referred to V_m = 230 V, 100% load - Riferito a V_m = 230 V, carico 100%

Light output level in DC operation: Factory default 100% EOfi=1

Livello di emissione luminosa in funzionamento DC: Impostazioni di fabbrica 100% EOfi=1

Features

- **Not dimmable driver.**
- Independent driver with IP68 case (see page info7 for the correct connection of connecting leads).
- Class II protection against electric shock for direct or indirect contact.
- Supplied with connecting leads (length 400 mm) on primary and secondary circuits for connection.
- Active Power Factor Corrector.
- Current regulation +8%...+5 % including temperature variations.
- Protections:
 - against overheating and short circuits;
 - against mains voltage spikes;
 - against overloads.

Caratteristiche

- **Alimentatore non regolabile.**
- Alimentatore indipendente con case IP68 (vedi pagina info7 per il corretto collegamento dei cavi di connessione).
- Protetto in classe II contro le scosse elettriche per contatti diretti e indiretti.
- Fornito di cavi di connessione (lunghezza cavi 400 mm) su primario e secondario per il collegamento.
- PFC attivo.
- Corrente regolata -8%...+5 % incluse variazioni di temperatura.
- Protezioni:
 - termica e cortocircuito;
 - contro le extra-tensioni di rete;
 - contro i sovraccarichi.

7 YEARS WARRANTY 3% FAILURE RATE
10 YEARS WARRANTY 5% FAILURE RATE

PRODUCER'S LIABILITY **10 YEARS WARRANTY** ACCORDING TO THE EUROPEAN CONDITIONS

The data shown are preliminary and may change - I dati riportati sono preliminari e potrebbero subire variazioni

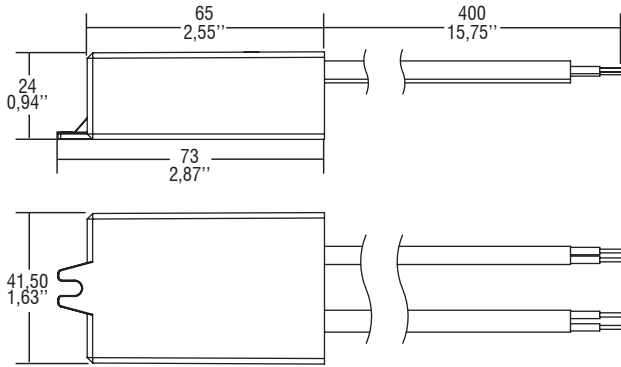
6.

IP rated drivers
 Alimentatori protetti IP

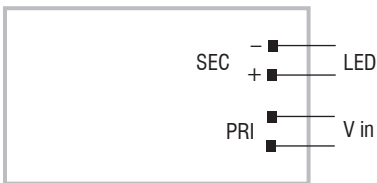
Direct current electronic drivers
Alimentatori elettronici in corrente continua

Made in Italy 

CASE
IP 68 Weight - Peso gr. 90 / 3,17 oz.
 Pcs - Pezzi 50



Wiring diagram - Schema di collegamento (Max. LED distance at page info8 - Massima distanza LED a pagina info8)



6.

IP rated drivers
 Alimentatori protetti IP