


VEGA 75W - 320W FPD IP67



Direct current dimmable electronic drivers
Alimentatori elettronici regolabili in corrente continua



- (1) Referred to $V_{in} = 230\text{ V}$, 100% load
Riferito a $V_{in} = 230\text{ V}$, carico 100%
- (2) Referred to $V_{in} = 100\text{-}200\text{ V}$, 100% load
Riferito a $V_{in} = 100\text{-}200\text{ V}$, carico 100%
- (3) $P_{out} > 42\text{ W}$

Article - Articolo	Code - Codice
FPD PROGRAMMING TOOL 2.0	127094

[LINK TO DOWNLOAD PROGRAMMING SOFTWARE](#)
[LINK PER SCARICARE SOFTWARE DI PROGRAMMAZIONE](#)



4.2

High power programmable

Rated Voltage

Tensione Nominale

100 ÷ 200 V⁽⁴⁾

200 ÷ 240 V

277 V

Frequency

Frequenza

50-60 Hz

AC Operation range

Tensione di utilizzo AC

90 ÷ 305 V

Power - Potenza

35 ÷ 320 W

iTHD

≤ 10%⁽¹⁾

Stand by power

≤ 0,5 W

Output current ripple

≤ 5%⁽¹⁾

Standards compliance

EN 55015

EN 61000-3-2

EN 61000-3-3

EN 61347-1

EN 61347-2-13

EN 61547

EN 62384

EN 62493

UL 8750

Max. pcs for CB B16A

(see page info17)

75W: 11 pcs

105W: 6 pcs

150W: 5 pcs

200W: 4 pcs

240W: 4 pcs

320W: 2 pcs

In rush current

75W: 38A 312μsec

105W: 39A 456μsec

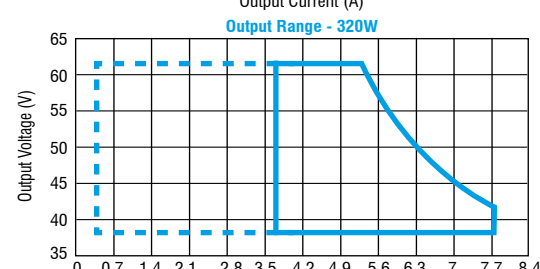
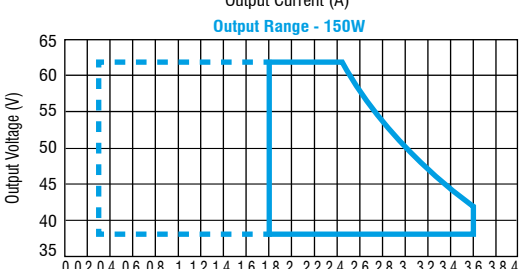
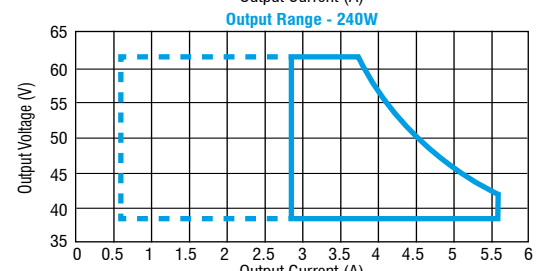
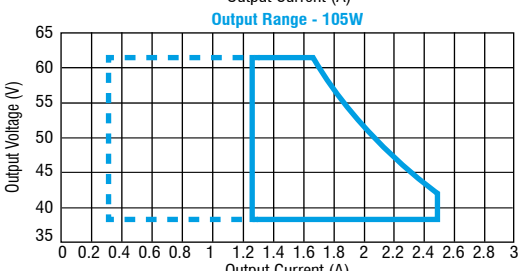
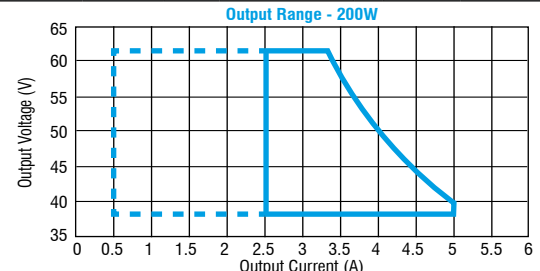
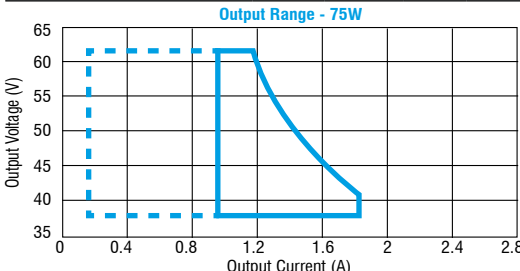
150W: 40A 592μsec

200W: 40A 652μsec

240W: 41A 764μsec

320W: 100A 846μsec

Article Articolo	Code Codice	P out W	V out DC	I out DC	Default I out DC	U out V	ta °C	tc °C	λ max. Power Factor ⁽²⁾	η max. Efficiency ⁽¹⁾
VEGA 75/940-1880 FPD IP67 ⁽⁶⁾	127848	35...75	38...62	940...1880 mA cost.	1400 mA	70	-40...+60/50 ⁽⁴⁾	90	0,95 ⁽³⁾	> 89 %
VEGA 105/1250-2500 FPD IP67	127830	47...105	38...62	1250...2500 mA cost.	2100 mA	70	-40...+60/50 ⁽⁴⁾	90	0,95	> 91 %
VEGA 150/1800-3600 FPD IP67	127831	68...150	38...62	1800...3600 mA cost.	3150 mA	70	-40...+60/50 ⁽⁴⁾	90	0,95	> 91 %
VEGA 200/2500-5000 FPD IP67	127832	95...200	38...62	2500...5000 mA cost.	4900 mA	70	-40...+60/50 ⁽⁴⁾	90	0,95	> 92 %
VEGA 240/2850-5710 FPD IP67	127833	108...240	38...62	2850...5710 mA cost.	5000 mA	70	-40...+60/50 ⁽⁴⁾	90	0,95	> 92 %
VEGA 320/3750-7500 FPD IP67	127862	142...320	38...62	3750...7500 mA cost.	6700 mA	70	-40...+60/50 ⁽⁴⁾	90	0,95	> 92 %



Programmed Range

Features

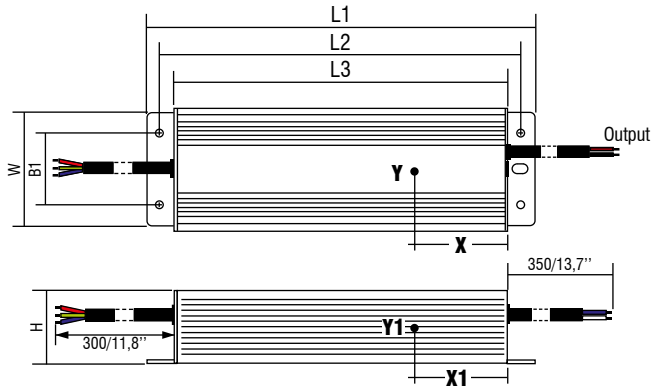
- Independent driver with case IP67 (see page info7 for the correct connection of connecting leads/tails).
- Class I protection against electric shock for direct or indirect contact.
- Active Power Factor Corrector.
- Current regulation ± 5 % including temperature variations.
- Supplied with connecting leads/tails on primary and secondary circuits for connection.
- Protections:
 - against overheating and short circuits;
 - against mains voltage spikes;
 - against overloads.
- Thermal protection = C.5.a. - C.5.e.⁽⁶⁾

Caratteristiche

- Alimentatore indipendente con case IP67 (vedi pagina info7 per il corretto collegamento dei cavi di connessione).
- Protezione in classe I contro le scosse elettriche per contatti diretti e indiretti.
- PFC attivo.
- Corrente regolata ± 5 % incluse variazioni di temperatura.
- Fornito di cavi di connessione su primario e secondario per il collegamento.
- Protezioni:
 - termica e cortocircuito;
 - contro le extra-tensioni di rete;
 - contro i sovraccarichi.
- Protezione termica = C.5.a. - C.5.e.⁽⁶⁾

The data shown are preliminary and may change - I dati riportati sono preliminari e potrebbero subire variazioni

Direct current dimmable electronic drivers
Alimentatori elettronici regolabili in corrente continua



Article Articolo	Dimensions - Dimensioni						Weight - Peso	Tc C°			
	L1	L2	L3	W	H	B1		X	Y	X1	Y1
VEGA 75/940-1880 FPD IP67	128	117	114	68	37	34	gr. 500 / 17,6 oz.	-	-	46	25
VEGA 105/1250-2500 FPD IP67	153	142	139	68	37	38	gr. 700 / 24,7 oz.	58	48	-	-
VEGA 150/1800-3600 FPD IP67	173	162	159	68	37	34	gr. 1000 / 35,3 oz.	49	44	-	-
VEGA 200/2500-5000 FPD IP67	193	182	179	68	40	34	gr. 1200 / 42,3 oz.	73,5	28,5	-	-
VEGA 240/2850-5700 FPD IP67	208	198	194	68	40	34	gr. 1100 / 38,8 oz.	-	-	88,5	26,5
VEGA 320/550-1100 FPD IP67	231	220	216	98	42	40	gr. 1550 / 54,6 oz.	65	25	-	-

Wiring diagrams - Schemi di collegamento (Max. LED distance at page info8 - Massima distanza LED a pagina info8)

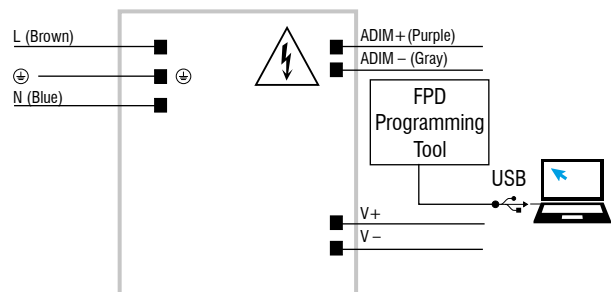
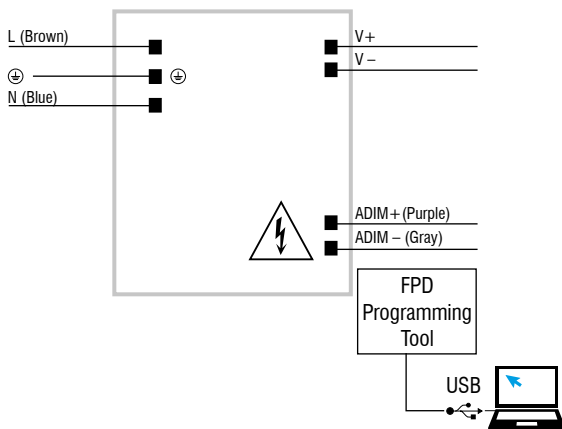


Diagram for 320 W - Collegamento per 320 W

Operation Mode

- **FULL PROGRAMMABLE (FPD)** devices allow the user to set different parameters without need of switching on the product.
 - The **FULL PROGRAMMABLE (FPD)** functions can be set with the **FPD PROGRAMMING TOOL** interface through **0/1...10 V** port.
 - Light regulation: 0/10-100% by means of 0/1...10 V local interface.
 - The main available features are:
 - **CLO** (Constant Light Output);
 - **MIDNIGHT**: automatic dimming according to programmed parameters;
- For additional details for regulations see pages info12-14.

Modalità di funzionamento

- I dispositivi **FULL PROGRAMMABLE (FPD)** permettono all'utente di impostare diversi parametri senza la necessità di accendere il prodotto.
 - Le funzioni **FULL PROGRAMMABLE (FPD)** possono essere impostate con l'interfaccia **FPD PROGRAMMING TOOL** tramite porta **0/1...10 V**.
 - Regolazione della luminosità: 0/10-100% mediante interfaccia locale 0/1...10 V.
 - Le principali caratteristiche disponibili sono:
 - **CLO** (Constant Light Output);
 - **MIDNIGHT**: regolazione automatica secondo i parametri programmati.
- Per ulteriori dettagli sulle regolazioni vedi pagine info12-14.